ANATECH ELECTRONICS, INC.

Manufacturer of RF & Microwave Filters and Products

ISO 9001 : 2000
REGISTERED FIRM

311 MHz Wireless, RF Saw Filter

Part Number: AM311S427

Parameters Description	Unit	Minimum	Typical	Maximum
Center Frequency (Fo)	MHz	-	311.0	-
Insertion Loss within 309.35 ~ 312.65 MHz	dB	-	1.6	3.0
Amplitude Ripple within 309.35 ~ 312.65 MHz	dB_{p-p}	-	0.6	2.0
Attenuation:				
DC ~ Fo-42.8 MHz	dB	50	55	-
Fo+40.0 ~ Fo+200 MHz	dB	50	55	-

Parameters Description	Unit	Minimum	Typical	Maximum
Operating Temperature Range	°C	-10	-	+65
Storage Temperature Range	°C	-40	-	+85
Maximum DC Voltage	V	-	-	10
Maximum Input Power	dBm	-	-	0
Source Impedance (single ended)(1)		-	150	-
Load Impedance (single ended)(1)		-	150	-
Package type & size	P			
Length x Width	mm^2	-	3.8 x 3.8	-
Height	mm	-	-	1.4

ANATECH ELECTRONICS INC. 70 Outwater Lane, Garfield, NJ 07026 Tel: (973) 772-4242 Fax: (973) 772-4646
E-Mail: sales@anatechelectronics.com Website: www.anatechelectronics.com

AMCrf
Our Webstore
www.amcrf.com

311 MHz Wireless, RF Saw Filter

Part Number: AM311S427

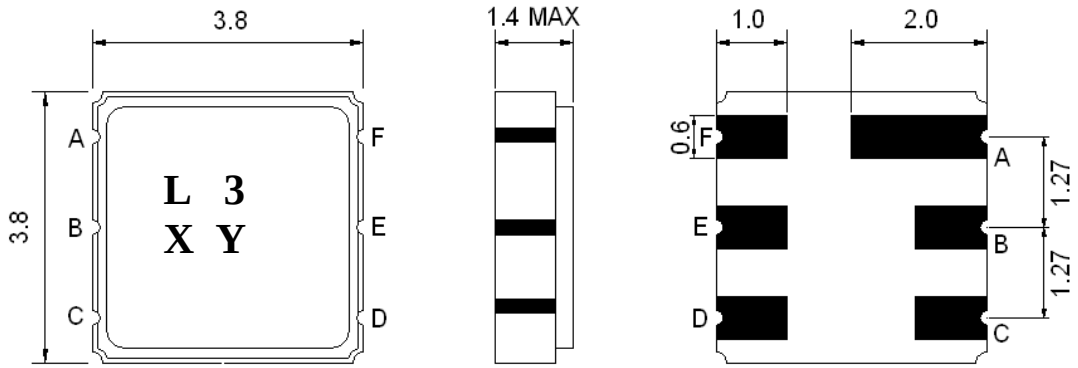

Testing Environment

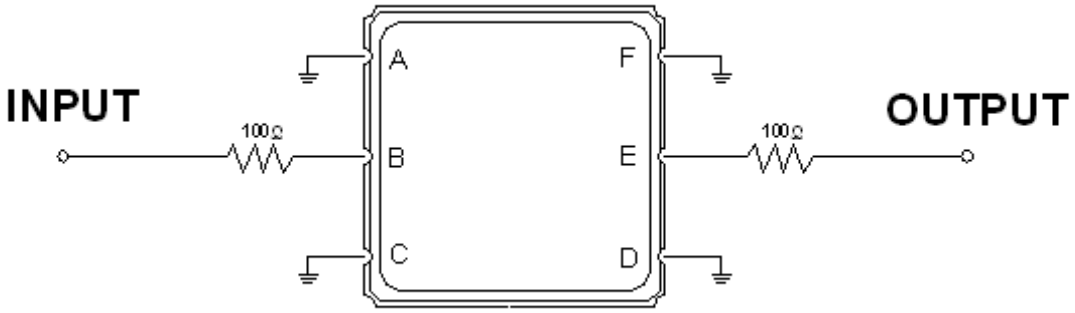

Source & Load Impedance: 50

311 MHz Wireless, RF Saw Filter

Part Number: AM311S427
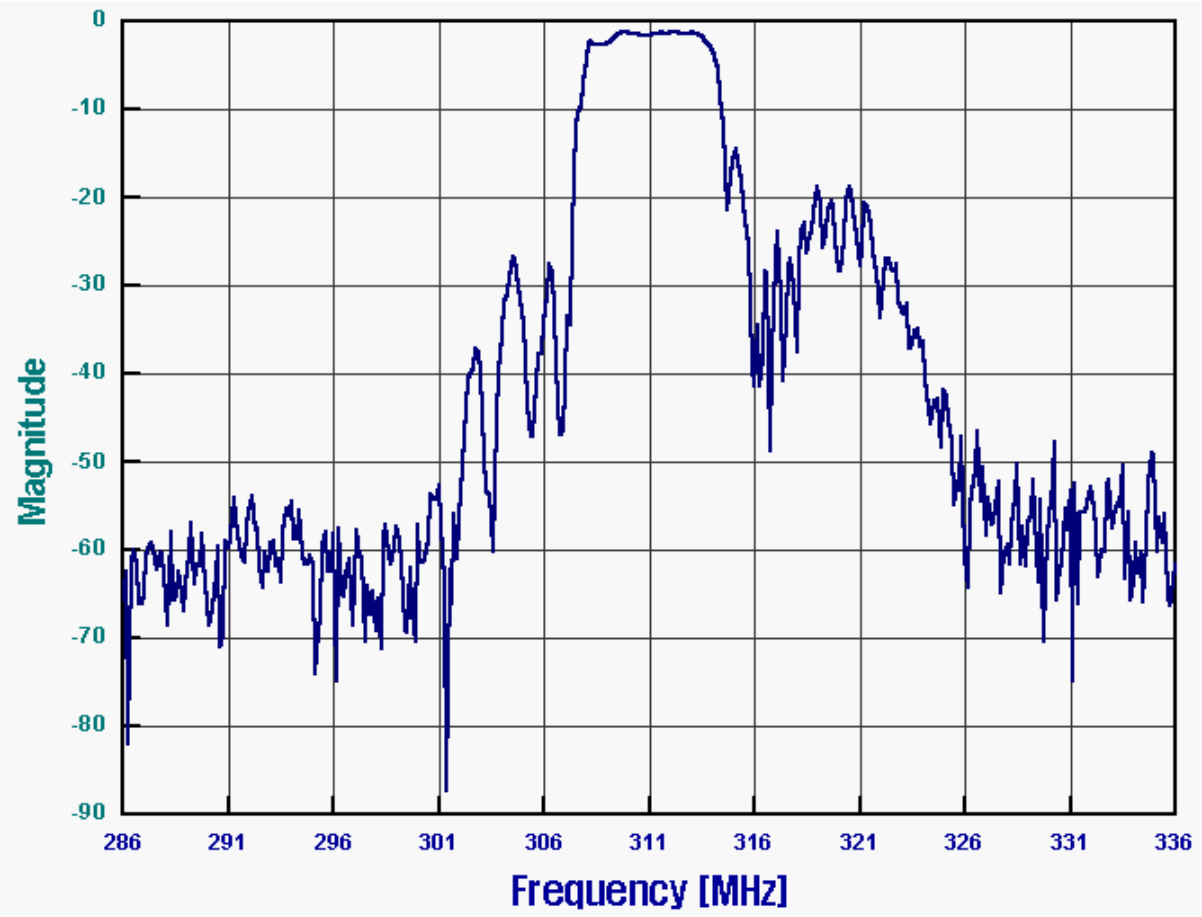
Frequency Response